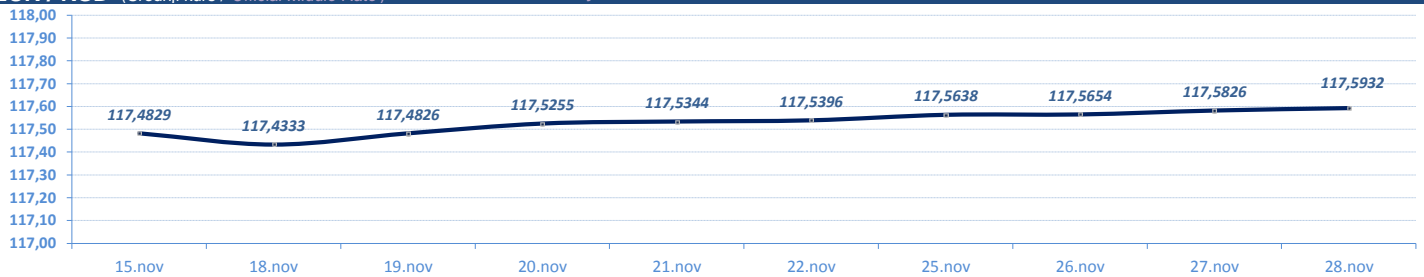


VESTI / NEWS

- ▶ **SREDNJI KURS EUR/RSD**: Dinar oslabio u odnosu na evro za 0,0106 dinara, srednji kurs **117,5932**. Obim međubankarske trgovine evrom na dan 27. novembar do 12:30h iznosio je 10,4 miliona evra. NBS nije intervenisala na međubankarskom tržištu (od početka godine ukupno prodala 375 miliona evra i kupila 2.730 miliona evra).
- ▶ **BEOGRADSKA BERZA**: Indeksi zabeležili rast vrednosti, BELEX15 viši za 0,18%, BELEXline za 0,12%. Promet **manji** u odnosu na prethodni dan, na regulisanom tržištu najviše trgovano akcijama Komercijalne banke, NIS-a, Philip Morris Operations-a, Aerodroma Nikola Tesla i Metalca.

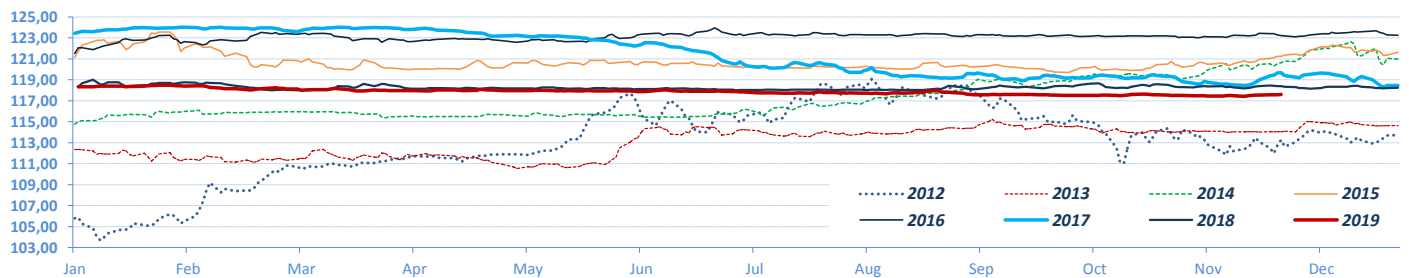
DEVIZNO TRŽIŠTE / FX MARKET

EUR / RSD (Srednji kurs / Official Middle Rate) ▶ 10 dana / 10 days

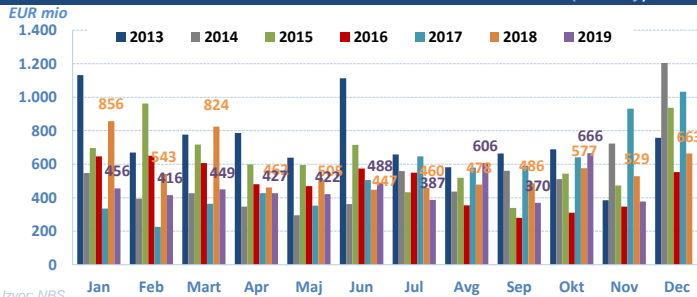


Izvor/Source: NBS

EUR / RSD (Srednji kurs/ Official middle rate) ▶ Jan -

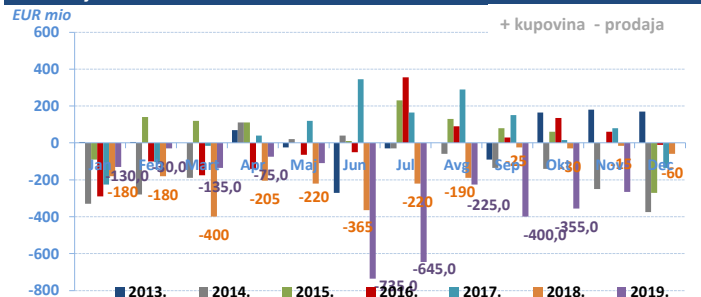


Promet na međubankarskom tržištu / Volumes on FX Interbank market (eur only)

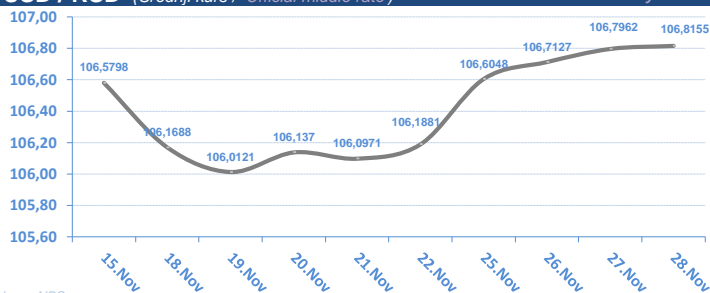


Izvor: NBS

Intervencije NBS na deviznom tržištu / NBS Interventions on FX interbank market

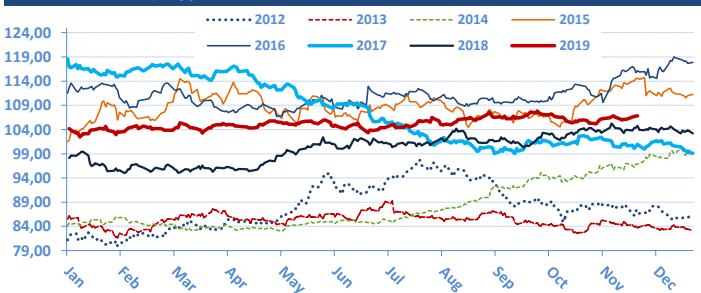


USD / RSD (Srednji kurs / Official middle rate) ▶ 10 dana / 10 days



Izvor: NBS

USD / RSD (Srednji kurs / Official middle rate) ▶ Jan -



| Monthly change | EUR/RSD | % | USD/RSD | % | Yearly change | EUR/RSD | % | USD/RSD | % |
|----------------|----------|--------|----------|--------|---------------|----------|--------|----------|---------|
| 01.11.19 | 117,5235 | 0,01% | 105,2889 | -2,38% | 28.11.19 | 117,5932 | -0,63% | 106,8155 | 8,84% |
| 01.10.19 | 117,5135 | -0,17% | 107,8600 | 0,70% | 03.01.19 | 118,3439 | 0,00% | 104,1851 | 6,16% |
| 02.09.19 | 117,7193 | -0,02% | 107,1149 | 0,55% | 03.01.18 | 118,3431 | -4,14% | 98,1367 | -17,25% |
| 01.08.19 | 117,7449 | -0,12% | 106,5275 | 2,44% | 04.01.17 | 123,4512 | 1,59% | 118,6004 | 6,34% |
| 01.07.19 | 117,8875 | -0,04% | 103,9939 | -1,42% | 04.01.16 | 121,5145 | 0,30% | 111,5324 | 9,90% |
| 03.06.19 | 117,9288 | -0,03% | 105,4914 | -0,08% | 05.01.15 | 121,1543 | 5,58% | 101,4863 | 20,72% |
| 03.05.19 | 117,9626 | -0,01% | 105,5783 | 0,57% | 03.01.14 | 114,7559 | 2,14% | 84,0641 | -1,67% |
| 01.04.19 | 117,9759 | -0,13% | 104,9794 | 1,06% | 03.01.13 | 112,3495 | 6,20% | 85,4889 | 5,32% |
| 01.03.19 | 118,1291 | -0,25% | 103,8772 | 0,32% | 04.01.12 | 105,7880 | -0,21% | 81,1693 | 2,16% |
| 01.02.19 | 118,4266 | 0,07% | 103,5469 | -0,61% | 04.01.11 | 106,0156 | 10,47% | 79,4541 | 18,48% |
| 03.01.19 | 118,3439 | 0,10% | 104,1851 | 0,14% | 04.01.10 | 95,9679 | 7,17% | 67,0635 | 4,25% |
| 03.12.18 | 118,2313 | -0,06% | 104,0402 | -0,27% | 05.01.09 | 89,5436 | 12,27% | 64,3273 | 18,68% |
| 01.11.18 | 118,2984 | | 104,3196 | | 03.01.08 | 79,7577 | | 54,2016 | |

EUR / USD

► 10 dana / 10 days



EUR / USD



EUR / CHF

► 10 dana / 10 days



EUR / CHF



Izvor / Source: Reuters

28.11.2019 08:57:36

EUR / XX

| Valutni par / CCY pair | Kupovni/BID | Prodajni/ASK |
|------------------------|-------------|--------------|
| EUR/USD | 1,1010 | 1,1014 |
| EUR/JPY | 120,4800 | 120,4900 |
| EUR/GBP | 0,8504 | 0,8508 |
| EUR/CHF | 1,1002 | 1,1003 |
| EUR/DKK | 7,4714 | 7,4719 |
| EUR/NOK | 10,0935 | 10,0995 |
| EUR/SEK | 10,5419 | 10,5464 |
| EUR/CAD | 1,4636 | 1,4638 |
| EUR/AUD | 1,6274 | 1,6277 |
| EUR/HUF | 336,4700 | 336,5700 |
| EUR/CZK | 25,5260 | 25,5350 |
| EUR/PLN | 4,3075 | 4,3083 |
| EUR/HRK | 7,4380 | 7,4430 |
| EUR/RUB | 70,5678 | 70,5842 |
| EUR/NZD | 1,7139 | 1,7141 |

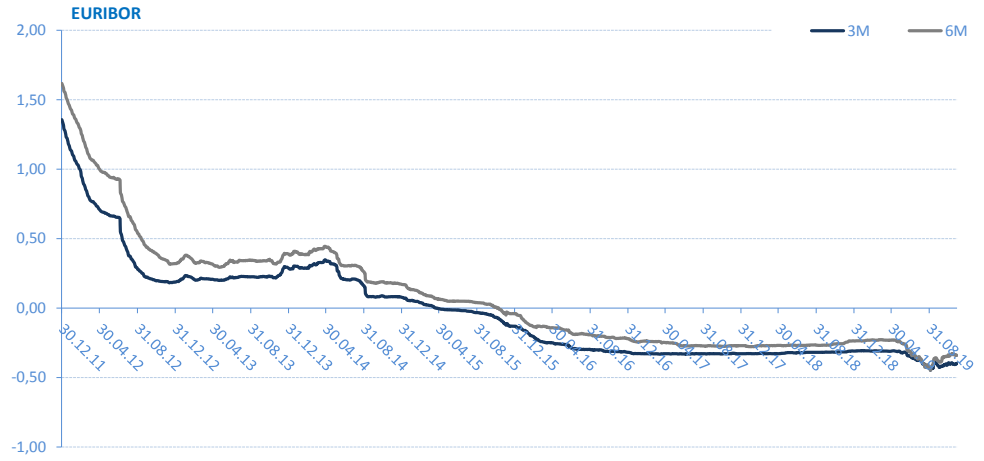
USD / XX

| Valutni par / CCY pair | Kupovni/BID | Prodajni/ASK |
|------------------------|-------------|--------------|
| USD/EUR | 0,9079 | 0,9079 |
| USD/JPY | 109,4100 | 109,4300 |
| USD/GBP | 0,7723 | 0,7725 |
| USD/CHF | 0,9990 | 0,9993 |
| USD/DKK | 6,7847 | 6,7857 |
| USD/NOK | 9,1670 | 9,1710 |
| USD/SEK | 9,5738 | 9,5768 |
| USD/CAD | 1,3291 | 1,3292 |
| USD/AUD | 1,4778 | 1,4780 |
| USD/HUF | 305,5200 | 305,7700 |
| USD/CZK | 23,1700 | 23,2000 |
| USD/SKK | 21,5460 | 21,6000 |
| USD/PLN | 3,9115 | 3,9128 |
| USD/HRK | 6,7542 | 6,7586 |
| USD/RUB | 64,0961 | 64,1075 |
| USD/NZD | 1,5562 | 1,5567 |

EURIBOR

| | |
|----|--------|
| SW | -0,499 |
| 1M | -0,448 |
| 3M | -0,400 |
| 6M | -0,342 |
| 1Y | -0,278 |

* Izvor: Reuters; Objavljeno prethodnog radnog dana



Kamatne stope Centralnih Banaka

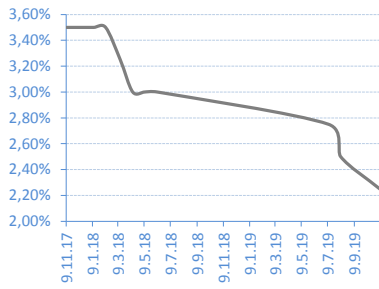
Interest rates of Central banks

| CB | Kamatna stopa / Interest rate |
|-----|-------------------------------|
| USD | 1,75 |
| EUR | 0,00 |
| GBP | 0,75 |
| CAD | 1,75 |
| AUD | 0,75 |
| JPY | 0,10 |

* Izvor: Reuters; Objavljeno prethodnog radnog dana

REFERENTNA KAMATNA STOPA NBS / NBS Key Policy Rates

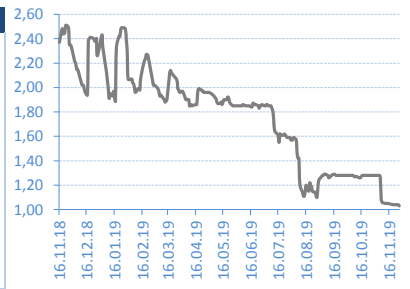
| Date | Rate | Change (%) |
|----------|-------|------------|
| 07.11.19 | 2,25% | -10,00% |
| 08.08.19 | 2,50% | -9,09% |
| 11.07.19 | 2,75% | -8,33% |
| 08.06.18 | 3,00% | 0,00% |
| 10.05.18 | 3,00% | 0,00% |
| 12.04.18 | 3,00% | -7,69% |
| 14.03.18 | 3,25% | -7,14% |
| 08.02.18 | 3,50% | 0,00% |
| 11.01.18 | 3,50% | 0,00% |
| 07.12.17 | 3,50% | |



* Izvor/Source : NBS

BEONIA

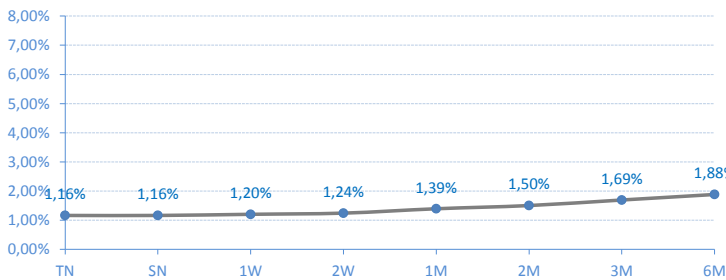
| Date | Rate | Change (%) |
|----------|-------|------------|
| 27.11.19 | 1,03% | -0,96% |
| 26.11.19 | 1,04% | 0,00% |
| 25.11.19 | 1,04% | 0,00% |
| 22.11.19 | 1,04% | 0,00% |
| 21.11.19 | 1,04% | 0,00% |
| 20.11.19 | 1,04% | -0,95% |
| 15.11.19 | 1,05% | 0,00% |
| 14.11.19 | 1,05% | 0,00% |
| 13.11.19 | 1,05% | 0,00% |
| 12.11.19 | 1,05% | |



* Izvor/Source : Reuters; Objavljeno prethodnog radnog dana / Published on previous working day

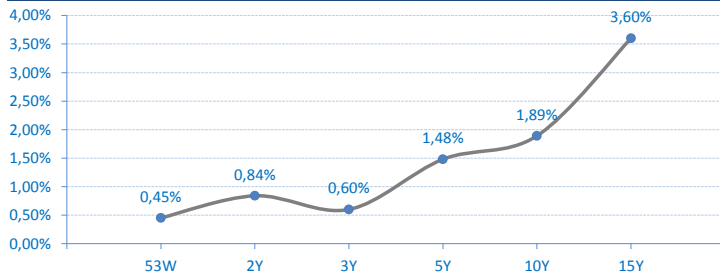
Kamatne stope/Prinos na tržištu / Market Interest Rates

Belibor



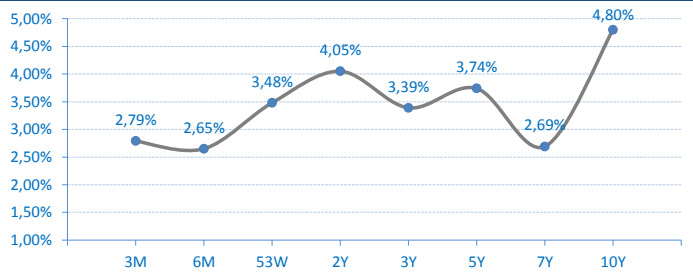
Državne HOV Republike Srbije u Euvrima - prinosi sa poslednje aukcije

Government bonds (EUR) of Republic of Serbia - yield on last primary auction



Državne HOV Republike Srbije u Dinarima - prinosi sa poslednje aukcije

Government bonds (RSD) of Republic of Serbia - yield on last primary auction



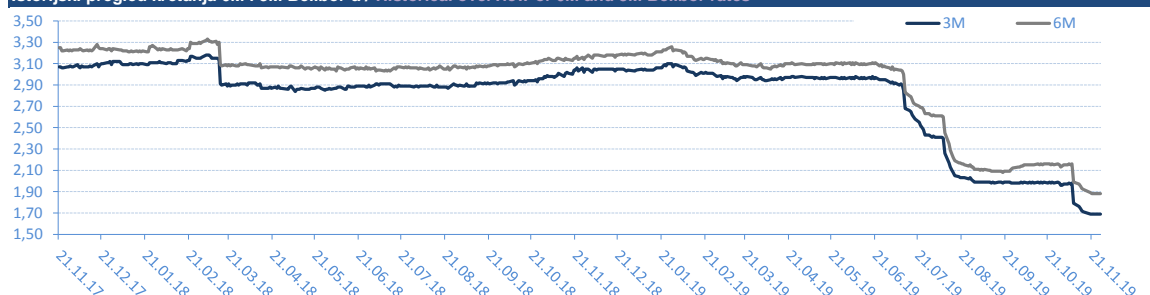
BELIBOR

Trenutne stope / Current rates

| | |
|----|-------|
| TN | 1,16% |
| SN | 1,16% |
| 1W | 1,20% |
| 2W | 1,24% |
| 1M | 1,39% |
| 2M | 1,50% |
| 3M | 1,69% |
| 6M | 1,88% |

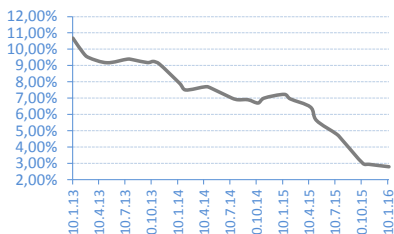
* Izvor/Source : Reuters; Objavljeno prethodnog radnog dana / Published on previous working day

Istorijski pregled kretanja 6M i 3M Belibor-a / Historical overview of 6M and 3M Belibor rates



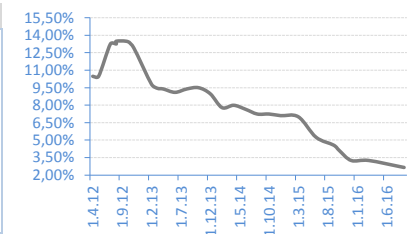
T-BILLS 3M - RSD

| Date | Rate | Realisation |
|----------|-------|-------------|
| 14.01.16 | 2,79% | 100,00% |
| 05.11.15 | 2,94% | 100,00% |
| 15.10.15 | 3,00% | 92,18% |
| 06.08.15 | 4,40% | 96,26% |
| 16.07.15 | 4,79% | 98,47% |
| 07.05.15 | 5,63% | 92,92% |
| 16.04.15 | 6,45% | 100,00% |
| 05.02.15 | 6,95% | 45,05% |



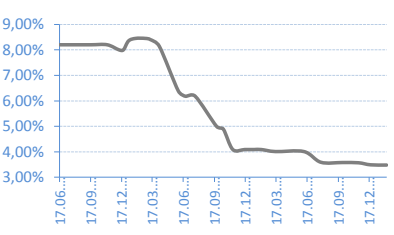
T-BILLS 6M - RSD

| Date | Rate | Realisation |
|----------|-------|-------------|
| 01.09.16 | 2,65% | 23,03% |
| 03.03.16 | 3,25% | 96,46% |
| 03.12.15 | 3,25% | 97,22% |
| 08.10.15 | 4,09% | 100,00% |
| 03.09.15 | 4,57% | 87,90% |
| 04.06.15 | 5,25% | 93,30% |
| 05.03.15 | 7,00% | 21,33% |
| 04.12.14 | 7,10% | 100,00% |



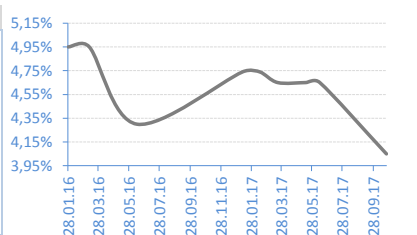
T-BILLS 53W - RSD

| Date | Rate | Realisation |
|----------|-------|-------------|
| 06.02.17 | 3,48% | 17,91% |
| 21.12.16 | 3,49% | 32,22% |
| 15.11.16 | 3,57% | 45,64% |
| 28.09.16 | 3,58% | 52,92% |
| 27.07.16 | 3,59% | 49,07% |
| 07.06.16 | 4,01% | 78,06% |
| 15.03.16 | 4,01% | 16,73% |
| 02.02.16 | 4,09% | 63,42% |



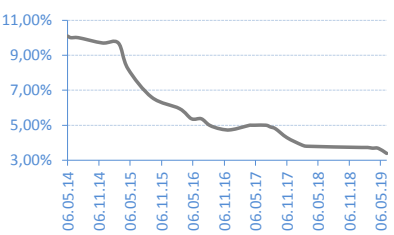
G-BONDS 2Y - RSD

| Date | Rate | Realisation |
|----------|-------|-------------|
| 24.10.17 | 4,05% | 116,30% |
| 13.06.17 | 4,65% | 51,56% |
| 16.05.17 | 4,65% | 43,95% |
| 21.03.17 | 4,65% | 100,00% |
| 13.02.17 | 4,74% | 78,80% |
| 10.01.17 | 4,74% | 23,25% |
| 13.06.16 | 4,30% | 95,67% |
| 10.03.16 | 4,95% | 56,41% |



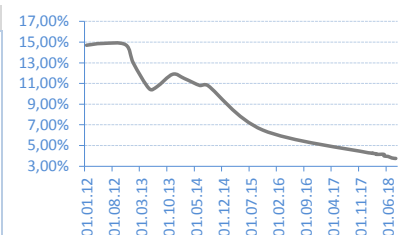
G-BONDS 3Y - RSD

| Date | Rate | Realisation |
|----------|-------|-------------|
| 11.06.19 | 3,39% | 62,60% |
| 23.04.19 | 3,68% | 88,70% |
| 19.03.19 | 3,69% | 112,71% |
| 20.02.19 | 3,73% | 120,53% |
| 15.01.19 | 3,73% | 60,94% |
| 28.02.18 | 3,80% | 100,00% |
| 30.01.18 | 3,88% | 34,77% |
| 06.11.17 | 4,29% | 97,97% |



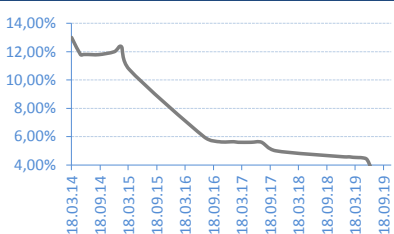
G-BONDS 5Y - RSD

| Date | Rate | Realisation |
|----------|-------|-------------|
| 11.09.18 | 3,74% | 98,60% |
| 14.08.18 | 3,75% | 65,62% |
| 17.07.18 | 3,80% | 40,58% |
| 05.06.18 | 3,95% | 35,67% |
| 22.05.18 | 3,99% | 26,18% |
| 08.05.18 | 4,15% | 97,00% |
| 24.04.18 | 4,15% | 52,31% |
| 10.04.18 | 4,15% | 32,63% |



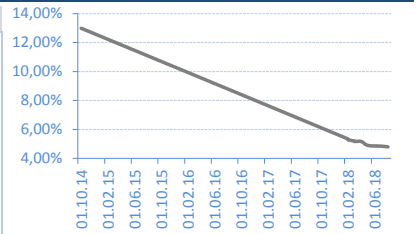
G-BONDS 7Y - RSD

| Date | Rate | Realisation |
|----------|-------|-------------|
| 05.11.19 | 2,69% | 100,00% |
| 01.10.19 | 3,40% | 247,35% |
| 03.09.19 | 3,40% | 51,86% |
| 06.08.19 | 3,50% | 47,86% |
| 09.07.19 | 3,59% | 153,64% |
| 04.06.19 | 4,37% | 267,04% |
| 07.05.19 | 4,50% | 134,27% |
| 10.04.19 | 4,52% | 75,42% |



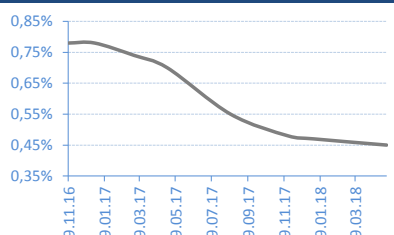
G-BONDS 10Y - RSD

| Date | Rate | Realisation |
|----------|-------|-------------|
| 07.08.18 | 4,80% | 26,87% |
| 10.07.18 | 4,85% | 36,97% |
| 15.05.18 | 4,90% | 96,72% |
| 03.04.18 | 5,17% | 26,55% |
| 20.03.18 | 5,17% | 83,61% |
| 06.03.18 | 5,20% | 203,57% |



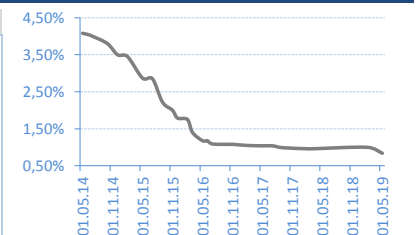
T-BILLS 53W - EUR

| Date | Rate | Realisation |
|----------|-------|-------------|
| 21.05.18 | 0,45% | 100,00% |
| 18.01.18 | 0,47% | 98,00% |
| 05.12.17 | 0,48% | 100,00% |
| 30.08.17 | 0,55% | 50,00% |
| 15.05.17 | 0,70% | 91,30% |
| 20.03.17 | 0,74% | 60,00% |
| 12.01.17 | 0,78% | 46,20% |
| 29.11.16 | 0,78% | 100,00% |



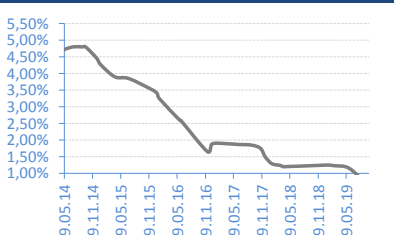
G-BONDS 2Y - EUR

| Date | Rate | Realisation |
|----------|-------|-------------|
| 27.05.19 | 0,84% | 148,40% |
| 19.02.19 | 1,00% | 142,00% |
| 22.03.18 | 0,96% | 25,62% |
| 01.02.18 | 0,96% | 52,00% |
| 14.09.17 | 0,99% | 53,60% |
| 12.07.17 | 1,04% | 16,80% |
| 23.05.17 | 1,04% | 99,00% |
| 14.02.17 | 1,05% | 95,35% |



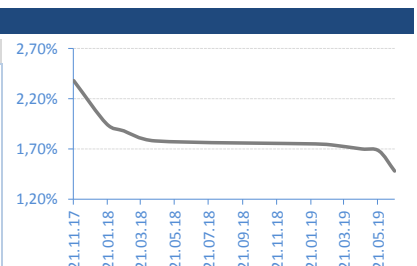
G-BONDS 3Y - EUR

| Date | Rate | Realisation |
|----------|-------|-------------|
| 23.10.19 | 0,60% | 100,00% |
| 18.06.19 | 1,15% | 59,14% |
| 12.03.19 | 1,23% | 50,04% |
| 23.01.19 | 1,25% | 32,10% |
| 20.04.18 | 1,20% | 35,96% |
| 28.03.18 | 1,24% | 99,29% |
| 02.02.18 | 1,29% | 100,00% |
| 21.12.17 | 1,49% | 100,00% |



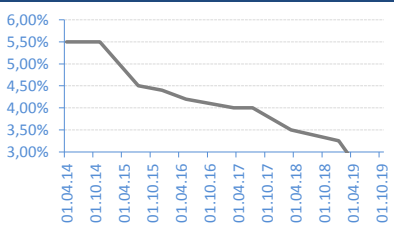
G-BONDS 5Y - EUR

| Date | Rate | Realisation |
|----------|-------|-------------|
| 20.06.19 | 1,48% | 47,86% |
| 23.05.19 | 1,68% | 77,32% |
| 22.04.19 | 1,70% | 19,90% |
| 27.02.19 | 1,74% | 37,84% |
| 29.01.19 | 1,75% | 41,25% |
| 16.04.18 | 1,78% | 52,41% |
| 19.02.18 | 1,88% | 79,99% |
| 19.01.18 | 1,95% | 80,28% |



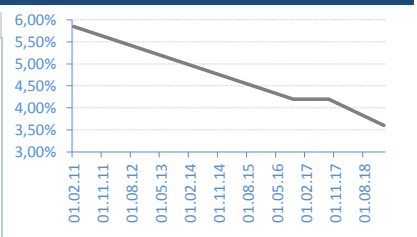
G-BONDS 10Y - EUR

| Date | Rate | Realisation |
|----------|-------|-------------|
| 09.10.19 | 1,89% | 100,00% |
| 16.01.19 | 3,25% | 139,40% |
| 26.03.18 | 3,50% | 86,85% |
| 13.07.17 | 4,00% | 42,95% |
| 15.03.17 | 4,00% | 65,60% |
| 25.05.16 | 4,20% | 96,00% |
| 04.12.15 | 4,40% | 100,00% |
| 28.07.15 | 4,50% | 76,77% |



G-BONDS 15Y - EUR

| Date | Rate | Realisation |
|----------|-------|-------------|
| 06.02.19 | 3,60% | 100,00% |
| 06.09.17 | 4,20% | 70,13% |
| 19.10.16 | 4,20% | 100,00% |



AKCIJE / Shares - REGULISANO TRŽIŠTE / REGULATED MARKET

Najtrgovanije HOV / Most Active

| | Symbol | Closing price | % Change | Open | Max | Min | No of Trades | Volume | Volume RSD |
|------------------------------------|--------|---------------|----------|-------|-------|-------|--------------|--------|------------|
| Komercijalna banka a.d. Beograd | KMBN | 3.267 | -0,40% | 3.190 | 3.280 | 3.190 | 8 | 2.010 | 6.567.070 |
| Philip Morris Operations a.d. Nis | DINNPB | 5.853 | 0,91% | 5.850 | 5.880 | 5.850 | 4 | 335 | 1.960.800 |
| NIS a.d. Novi Sad | NIIS | 719 | 1,27% | 704 | 720 | 701 | 36 | 1.887 | 1.356.053 |
| Aerodrom Nikola Tesla a.d. Beograd | AERO | 850 | 0,00% | 830 | 850 | 830 | 28 | 1.285 | 1.092.215 |
| Metalac a.d. Gornji Milanovac | MTLC | 1.951 | 0,05% | 1.951 | 1.951 | 1.951 | 1 | 120 | 234.120 |

Dobitnici / Gainers

| | Symbol | Closing price | % Change | Open | Max | Min | No of Trades | Volume | Volume RSD |
|-----------------------------------|--------|---------------|----------|-------|-------|-------|--------------|--------|------------|
| NIS a.d. Novi Sad | NIIS | 719 | 1,27% | 704 | 720 | 701 | 36 | 1.887 | 1.356.053 |
| Philip Morris Operations a.d. Nis | DINNPB | 5.853 | 0,91% | 5.850 | 5.880 | 5.850 | 4 | 335 | 1.960.800 |
| Metalac a.d. Gornji Milanovac | MTLC | 1.951 | 0,05% | 1.951 | 1.951 | 1.951 | 1 | 120 | 234.120 |

Gubitnici / Decliners

| | Symbol | Closing price | % Change | Open | Max | Min | No of Trades | Volume | Volume RSD |
|---------------------------------------|--------|---------------|----------|--------|--------|--------|--------------|--------|------------|
| Tigar a.d. Pirot | TIGR | 30 | -16,67% | 36 | 36 | 28 | 4 | 1.692 | 50.448 |
| Vajlaonica bakra Sevojno a.d. Sevojno | VBSE | 2.641 | -10,47% | 2.602 | 2.750 | 2.602 | 2 | 38 | 100.356 |
| Kopaonik a.d. Beograd | KOPB | 6.400 | -7,25% | 6.400 | 6.400 | 6.400 | 1 | 10 | 64.000 |
| Impol Seval a.d. Sevojno | IMPL | 3.351 | -3,90% | 3.351 | 3.351 | 3.351 | 1 | 10 | 33.510 |
| Messer Tehnogas a.d. Beograd | TGAS | 13.020 | -0,43% | 13.020 | 13.020 | 13.020 | 2 | 9 | 117.180 |

AKCIJE / SHARES - MTP

Najtrgovanije HOV / Most Active

| | Symbol | Closing price | % Change | Bid (Volume) | Ask (Volume) | No of Trades | Volume | Volume RSD |
|--------------------------------------|--------|---------------|----------|--------------|--------------|--------------|--------|------------|
| Gosa montaza a.d. Velika Plana | GMON | 2.262 | 10,34% | 2271 | 2150 | 2262 | 94 | 62.205 |
| Termika a.d. Beograd | TRBG | 4.001 | -5,86% | 4001 | 4000 | 4001 | 12 | 220 |
| Min Div a.d. Svrlijig | SVRL | 600 | 0,00% | 600 | 600 | 600 | 1 | 127 |
| Saobraćaj i transport a.d. Zrenjanin | SATR | 1.890 | 0,00% | 1890 | 1890 | 1890 | 1 | 30 |
| Telefonkabl a.d. Beograd | TLKB | 11.000 | -0,01% | 11000 | 11000 | 11000 | 1 | 30 |

Dobitnici / Gainers

| | Symbol | Closing price | % Change | Bid (Volume) | Ask (Volume) | No of Trades | Volume | Volume RSD |
|--------------------------------|--------|---------------|----------|--------------|--------------|--------------|--------|------------|
| Gosa montaza a.d. Velika Plana | GMON | 2.262 | 10,34% | 2271 | 2150 | 2262 | 94 | 62.205 |
| Utva silosi a.d. Kovin | UTSI | 1.500 | 3,45% | 1500 | 1500 | 1500 | 1 | 10 |

Gubitnici / Decliners

| | Symbol | Closing price | % Change | Bid (Volume) | Ask (Volume) | No of Trades | Volume | Volume RSD |
|--------------------------|--------|---------------|----------|--------------|--------------|--------------|--------|------------|
| Termika a.d. Beograd | TRBG | 4001 | -5,86% | 4001 | 4000 | 4001 | 12 | 220 |
| Telefonkabl a.d. Beograd | TLKB | 11000 | -0,01% | 11000 | 11000 | 11000 | 1 | 30 |

Kontakt / Contacts:

Srđan Tomašević

srđjan.tomasevic@erstebank.rs

Trgovanje / Trading

011/220 9116

Aleksandar Zarić

aleksandar.zaric@erstebank.rs

Prodaja / Sales

011/220 9198

Aleksandra Parčetić

aleksandra.parcetic@erstebank.rs

Brokersko poslovanje / Brokerage

011/220 9159

Vladimir Vulević

vladimir.vulevic@erstebank.rs

Podrška i Razvoj / Support and Development

011 / 201 50 50

Nenad Đurović

nenad.djurovic@erstebank.rs

Trgovanje / Trading

011/ 220 9115

Dušan Stević

dusan.stevic@erstebank.rs

Prodaja / Sales

011/220 9118

Goran Sladoje

goran.sladoje@erstebank.rs

Prodaja / Sales

011/ 220 9132

Marija Đorđević

marija.djordjevic@erstebank.rs

Brokersko poslovanje / Brokerage

011/220 9110

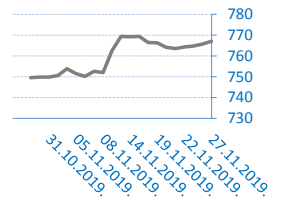
Izveštaj sačinio / Prepared by: Sektor sredstava / Treasury division

Informacije i cene iz ovog pregleda dobijene su iz izvora za koje verujemo da su pouzdani ali ne garantujemo njihovu tačnost i potpunost. Navedene informacije su važeće samo u trenutku njihovog sastavljanja a objavljuju se u ciju opšteg informisanja, pri čemu ne predstavljaju bilo kakav oblik investicionog saveta niti preporuke za investiranje niti na bilo koji način obavezuju Erste Bank ad Novi Sad u pogledu odgovornosti za štetu nastalu upotrebom informacija iz ovog pregleda.

The information and prices in this review are obtained from sources that we believe are reliable, but we do not guarantee their accuracy and completeness. The mentioned information is valid only at the time of their compilation and are published in the general information, whereby they do not represent any form of investment advice or recommendations for investing or in any way obligate Erste Bank ad Novi Sad in respect of liability for damages arising from the use of information referred to in of this review.

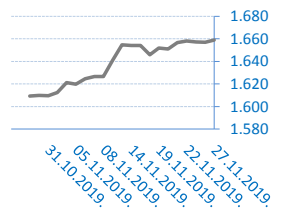
BELEX15

| | |
|------------------|--------|
| Vrednost / Value | 767,13 |
| Promena / Change | 1,41 |
| % | 0,18% |



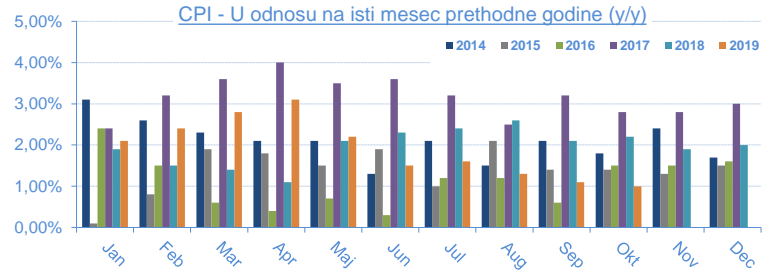
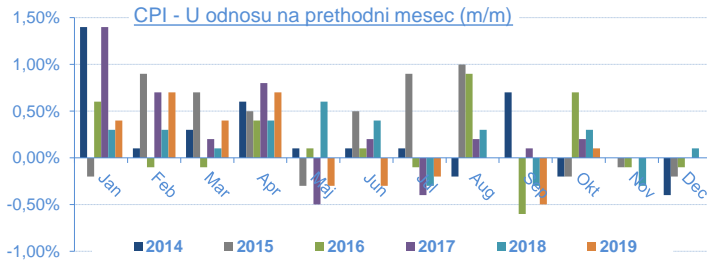
BELEXline

| | |
|------------------|----------|
| Vrednost / Value | 1.659,09 |
| Promena / Change | 2,01 |
| % | 0,12% |



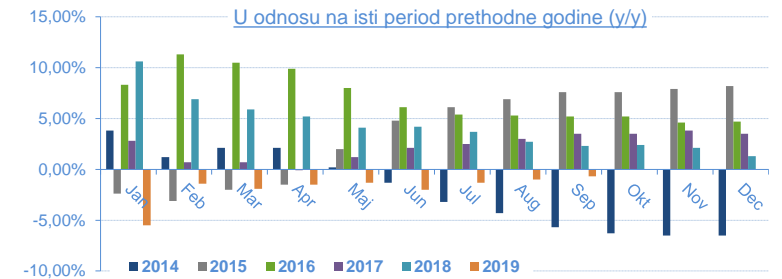
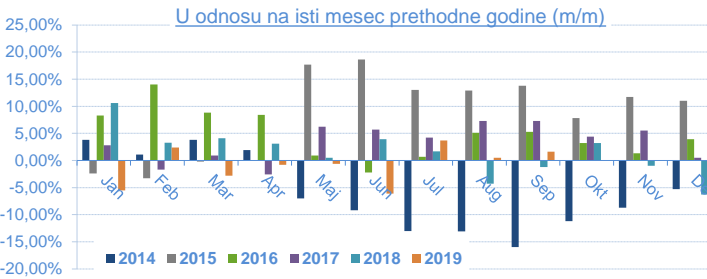
Indeks potrošačkih cena (Consumer Price Index - CPI) / 2018

| | Jan | Feb | Mar | Apr | Maj | Jun | Jul | Aug | Sep | Okt | Nov | Dec |
|--------------------------------------|----------|----------|----------|----------|----------|----------|----------|----------|----------|----------|-----|-----|
| U odnosu na prethodni mesec (m/m) | 0,40% | 0,70% | 0,40% | 0,70% | -0,30% | -0,30% | -0,20% | 0,00% | -0,50% | 0,10% | | |
| U odnosu na isti mesec 2018. (y/y) | 2,10% | 2,40% | 2,80% | 3,10% | 2,20% | 1,50% | 1,60% | 1,30% | 1,10% | 1,00% | | |
| U odnosu na decembar 2018. | | 1,10% | 1,50% | 2,30% | 2,00% | 1,70% | 1,50% | 1,50% | 1,00% | 1,20% | | |
| Datum objavljivanja / Published date | 22.02.19 | 12.03.19 | 12.04.19 | 13.05.19 | 12.06.19 | 12.07.19 | 12.08.19 | 12.09.19 | 11.10.19 | 12.11.19 | | |



INDUSTRIJSKA PROIZVODNJA / Industrial production / 2019

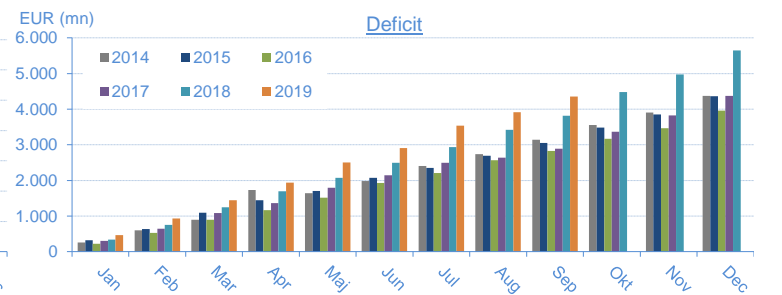
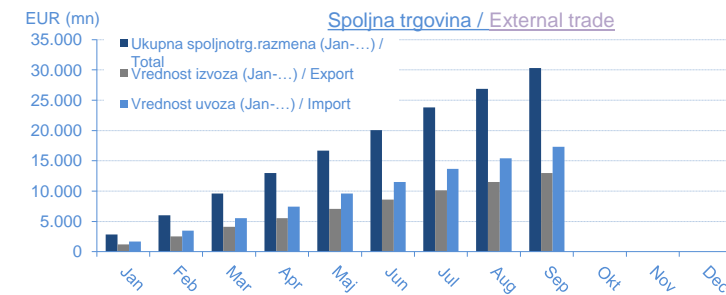
| | Jan | Feb | Mar | Apr | Maj | Jun | Jul | Aug | Sep | Okt | Nov | Dec |
|--|----------|----------|----------|----------|----------|----------|----------|----------|----------|-----|-----|-----|
| U odnosu na isti mesec 2018 (m/m) | -5,50% | 2,40% | -2,80% | -0,80% | -0,60% | -6,10% | 3,70% | 0,50% | 1,60% | | | |
| U odnosu na isti period 2018 (jan-...) (y/y) | -5,50% | -1,40% | -1,90% | -1,50% | -1,30% | -2,00% | -1,30% | -0,70% | | | | |
| U odnosu na prosek 2018 | -12,20% | -7,40% | 2,30% | -4,40% | 1,10% | -2,50% | 1,70% | | 3,80% | | | |
| Datum objavljivanja / Published date | 28.02.19 | 29.03.19 | 30.04.19 | 31.05.19 | 28.06.19 | 31.07.19 | 30.08.19 | 30.09.19 | 31.10.19 | | | |



SPOLJNOTRGOVINSKA ROBNA RAZMENA / External Trade / 2019

* u eur mln

| Mesec/Month | Jan | Feb | Mar | Apr | Maj | Jun | Jul | Aug | Sep | Okt | Nov | Dec |
|---|----------|----------|----------|-----------|-----------|-----------|-----------|-----------|-----------|-----|-----|-----|
| Ukupna spoljnotrg.razmena (Jan-...) / Total | 2.840,40 | 6.015,80 | 9.626,40 | 12.958,60 | 16.675,50 | 20.077,90 | 23.801,00 | 26.891,80 | 30.323,80 | | | |
| Promena / Yearly change | 7,80% | 9,80% | 8,10% | 8,30% | 9,70% | 8,00% | 9,00% | 7,90% | 7,90% | | | |
| Vrednost izvoza (Jan-...) / Export | 1.186,90 | 2.539,90 | 4.092,80 | 5.510,50 | 7.087,40 | 8.584,20 | 10.131,20 | 11.488,50 | 12.986,20 | | | |
| Promena / Yearly change | 3,00% | 7,10% | 6,90% | 7,30% | 8,30% | 6,70% | 7,20% | 6,90% | 7,00% | | | |
| Vrednost uvoza (Jan-...) / Import | 1.653,50 | 3.475,90 | 5.533,60 | 7.448,10 | 9.588,10 | 11.493,70 | 13.669,80 | 15.403,30 | 17.337,60 | | | |
| Promena / Yearly change | 11,50% | 11,70% | 9,00% | 9,00% | 10,80% | 9,10% | 10,40% | 8,70% | 8,70% | | | |
| Deficit (jan-...) | 466,70 | 936,00 | 1.440,80 | 1.937,70 | 2.500,70 | 2.909,50 | 3.538,60 | 3.914,80 | 4.351,40 | | | |
| Promena / Yearly change | 40,90% | 26,50% | 15,60% | 14,20% | 18,80% | 17,00% | 20,60% | 14,50% | 14,10% | | | |
| Pokrivenost uvoza izvozom (Export/Import ratio) | 71,80% | 73,10% | 74,00% | 74,00% | 73,90% | 74,70% | 74,10% | 74,60% | 74,9% | | | |
| Datum objavljivanja / Published date | 12.03.19 | 29.03.19 | 30.04.19 | 31.05.19 | 28.06.19 | 31.07.19 | 30.08.19 | 30.09.19 | 31.10.19 | | | |



BUDŽETSKI BALANS / Budget balance

* u rsd mln

| | |
|---------------------------------------|------------|
| Budžetski balans u 2018. | 32.183,97 |
| January 2019 | 23.620,61 |
| February 2019 | -1.429,81 |
| March 2019 | -6.363,12 |
| April 2019 | -10.322,94 |
| May 2019 | 2.776,26 |
| June 2019 | 13.189,82 |
| July 2019 | 27.059,77 |
| August 2019 | -1.883,59 |
| September 2019 | 3.248,29 |
| October 2019 | |
| November 2019 | |
| December 2019 | |
| Budžetski balans u 2019. / Total 2019 | 49.895,29 |
| Planirani deficit u 2019. / Planned | -3.344,12 |
| Ostvarenje plana / Realisation | |
| Datum ažuriranja / Published date | 04.11.19 |

